

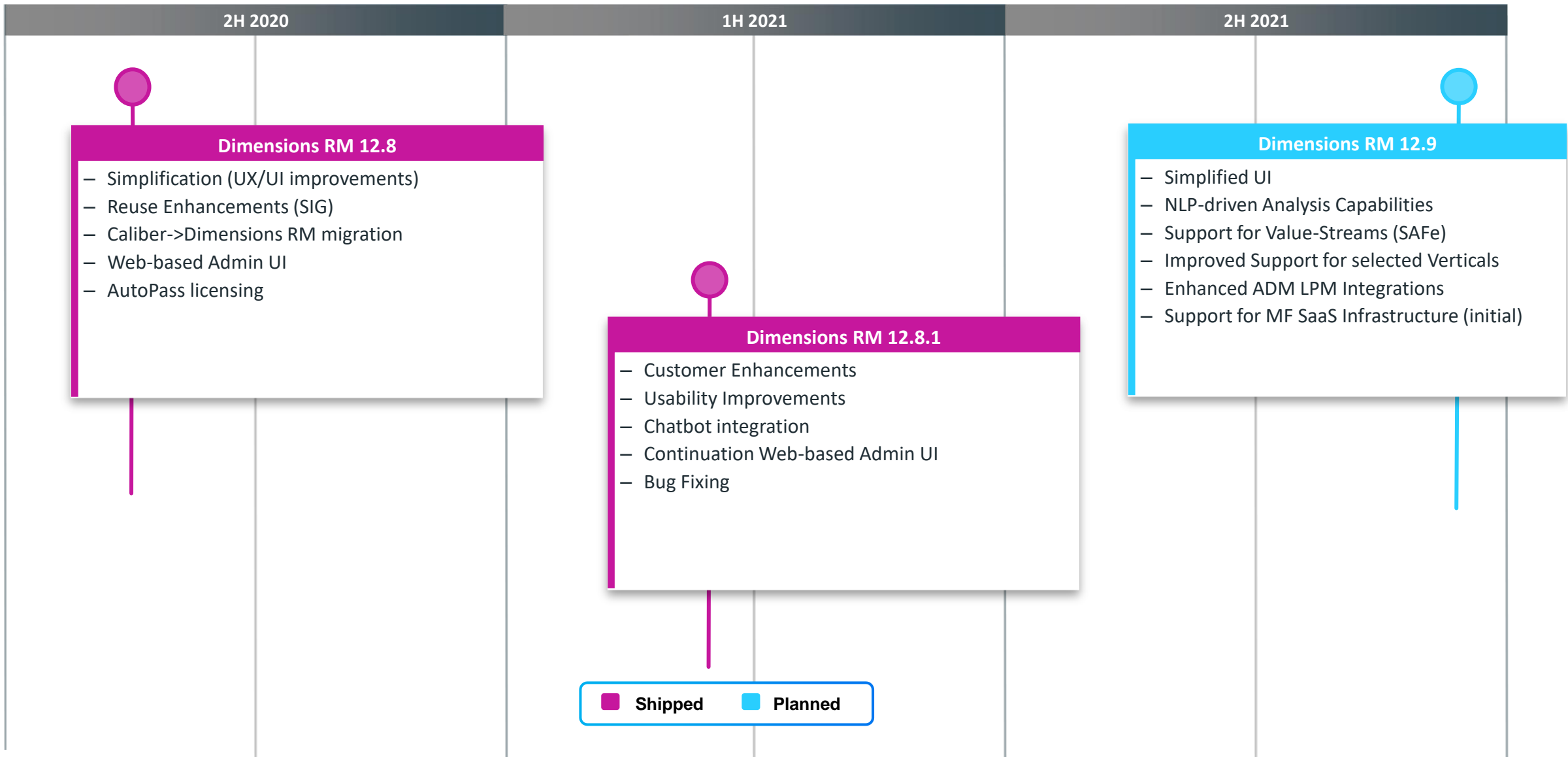


Dimensions RM 12.8.1 Release Overview

Kay Fuhrmann, Product Director

March 11, 2021

RM Roadmap 2021



Usability Improvements

- Various UI enhancements like modernized import dialogs
- Allow user to remove all requirement versions in one step
- Number of artefacts of collections/baselines directly shown in Home View
- Categories can be created within hierarchy view
- Document related:
 - Quick change diff in full document view
 - Document filter can be applied for export

Parent Collections

- Parent collections can contain child containers (collections, baselines, documents, snapshots)
- Can be used for easier reporting and to simplify baseline process on complex projects

< New Parent Collection ?

Name: Parent Collections

Description: Contains 2 other collections

Category: ALM_DEMO

CHILD CONTAINERS


Type	Name	Time Created	Time Modified	Modified By
Collection	ALM Release 2: FR and UC	11-MAR-2015@15:29:58	19-OCT-2017@10:04:56	Joseph Wilson
Collection	Check BL CM	15-APR-2015@16:28:28	22-FEB-2021@14:44:33	Joseph Wilson

OK Cancel

Further Customer Enhancements

- Shown classes configurable on category level
- Allow to enter rationale when clearing suspect links
- Soft-delete/undelete collections
- New WalkMe Integration
- Email notification improvements:
 - E-mail notification on mentioning user in comments
 - Summary / batch emails

New Dimensions RM Chatbot



- **Enable users to reach solutions in a conversational way** - more natural than searching through help/manuals
- **Easy access of RM features** to support activities (like creating objects via chat)
- **Collect user input** for usage analysis to understand user demands for improved user experience
- **On-premise or cloud** – flexible chatbot deployment methods

The screenshot shows the Dimensions RM software interface. The top navigation bar includes 'DRM DIMENSIONS RM', 'Home', '+ New', and 'Requirements'. The main content area displays several dashboards: 'Product Rqmts by Status' (a donut chart showing 'Approved' and 'In Analysis' states), 'Product Requirements - Trend by Workflow State' (a bar chart showing 'Elementanzahl' over 'Weeks' for 'Approved', 'In Analysis', and 'Proposed' states), and 'Product Rqmts by Verification Level' (a table listing Rqmt IDs and titles).

Rqmt ID	Title
PROD_000001	Try to use Tcl/Tk
PROD_000002	Application settings customized and stored
PROD_000003	Default window size

Overlaid on the right side of the interface is the 'RM Chatbot' window. It has a blue header with 'RM Chatbot' and 'Chat with RM'. The chat history shows the following messages:

- User: Hello
- Chatbot: Hello! How may I help you?
- User: How can you help me?
- Chatbot: I am here to help you using RM in a simpler, conversational way. Ask me to do something or to explain a topic, and I will help you as good as I can.
- User: How old are you?
- Chatbot: I was created on August 31, 2020

The chatbot interface includes a 'Type a message...' input field and buttons for 'Accept / Reject', 'Follow', and 'Unfollow'.

New Look-up Attribute

Easy assignment/reference to artefact(s) like releases

The image displays two overlapping software windows. The background window is titled 'Product_Requirements: PROD_00024' and features a 'CUSTOM' tab. It contains several form fields: 'Business Analyst' (Eric T. O'Brien), 'Compliance' (Fully Compliant), 'Cost' (300), 'Manager' (Erica Morgan), 'Priority' (High), 'Release' (1.1), 'Team', 'Verification Level', 'Verification Method', and 'Verification Status' (Not Scheduled). A dropdown menu for the 'Release' field is open, showing a list of version numbers: 1.0, 1.0.1, and 1.1. The '1.1' option is highlighted in blue. A pink arrow points from this '1.1' option to the 'Name' field in the foreground window. The foreground window is titled 'Releases: RL_3' and shows a form for a release. The 'Name' field contains '1.1', and the 'Description' field contains 'New features'. The 'Release ID' field contains 'RL_3'. The 'CUSTOM ATTRIBUTES' section includes 'Capacity' (40) and 'End Date' (03-JUN-2016). At the bottom of both windows are buttons for 'Replace', 'Update', 'Copy', 'Copy with Links', and 'Cancel'.

Import Enhancements

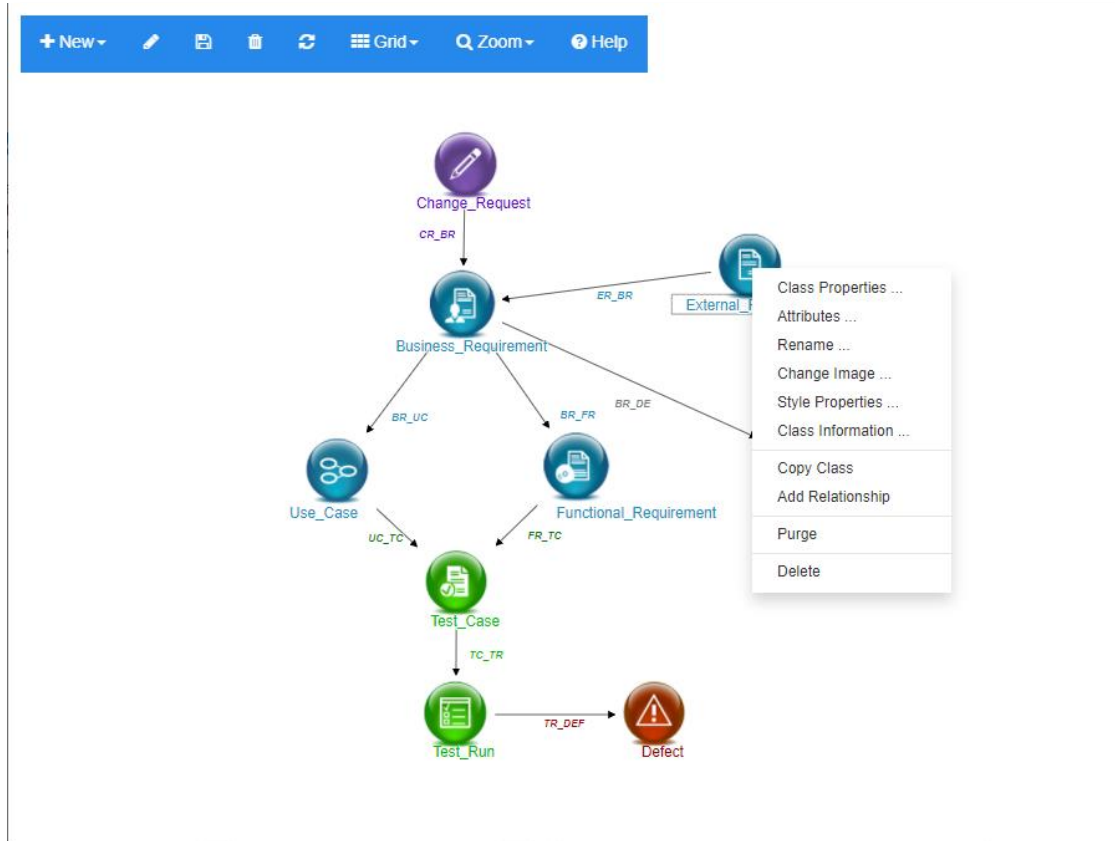
- New Excel import mode in browser (previously only supported in RM Import client)
- CSV Import Improvements:
 - Ability to save mappings in CSV import
 - Support attribute auto-mapping in CSV import
 - Target document name can be set
- ReqIF Import improvements:
 - ReqIF Import: Store attribute mappings
 - Mandatory attributes based on workflow setting will be visualized
 - Expand support for ReqIF formats of additional tools (like ReqMan)

Reporting Enhancements

- Ability to constrain a class report with an attribute value in a linked class
- Simplification by removal of specific report filters type (all script type now)
- Calculation for numeric attributes in List Reports
- New export option to include report script
- New drill-down option for Traceability Coverage reports

Browser Administration Extensions

Full Class Schema Editor in Browser



User Groups and related access rights

The screenshot shows the 'Users/Groups Management' interface. On the left, there is a sidebar with navigation options: 'Users', 'Groups', 'Access Rights', 'Category Assignment', and 'Teams'. The main area displays '4 of 4 groups selected' with a dropdown menu showing the selected groups: Administrators, BUSINESS_ANALYST, DELIVERY_TEAM, and PM.

	Administrators	BUSINESS_ANALYST	DELIVERY_TEAM	PM
> Attributes	<input checked="" type="checkbox"/>	<input type="checkbox"/>	<input type="checkbox"/>	<input checked="" type="checkbox"/>
> Categories	<input checked="" type="checkbox"/>	<input type="checkbox"/>	<input type="checkbox"/>	<input type="checkbox"/>
> Classes	<input type="checkbox"/>	<input type="checkbox"/>	<input type="checkbox"/>	<input type="checkbox"/>
CMLock	<input checked="" type="checkbox"/>	<input type="checkbox"/>	<input type="checkbox"/>	<input checked="" type="checkbox"/>
Create	<input checked="" type="checkbox"/>	<input type="checkbox"/>	<input type="checkbox"/>	<input checked="" type="checkbox"/>
CreateCR	<input checked="" type="checkbox"/>	<input type="checkbox"/>	<input type="checkbox"/>	<input checked="" type="checkbox"/>
Delete	<input checked="" type="checkbox"/>	<input type="checkbox"/>	<input type="checkbox"/>	<input checked="" type="checkbox"/>
Execute Transition	<input checked="" type="checkbox"/>	<input type="checkbox"/>	<input type="checkbox"/>	<input checked="" type="checkbox"/>
Execute Transition if Owner	<input type="checkbox"/>	<input type="checkbox"/>	<input type="checkbox"/>	<input type="checkbox"/>
Execute Transition if Submitter	<input type="checkbox"/>	<input type="checkbox"/>	<input type="checkbox"/>	<input type="checkbox"/>

At the bottom right, there are 'Save' and 'Close' buttons.

Remaining gaps: workflow editor & class/attribute security

Other Administrative Enhancements

- New Certificate Updater
- Export user group assignment per category
- Category Permission: Option to show only assigned
- Allow to assign more than one group with auto user creation on first login (SSO)



Thank You